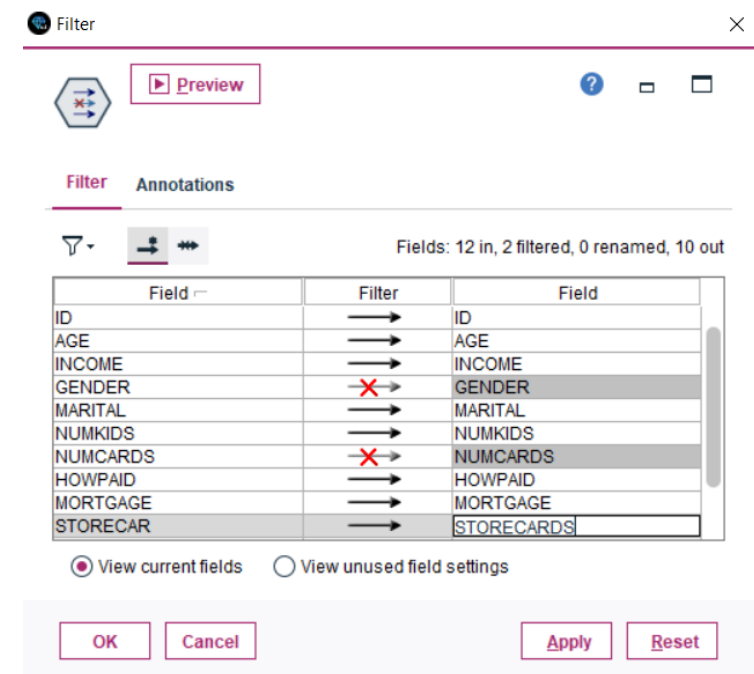
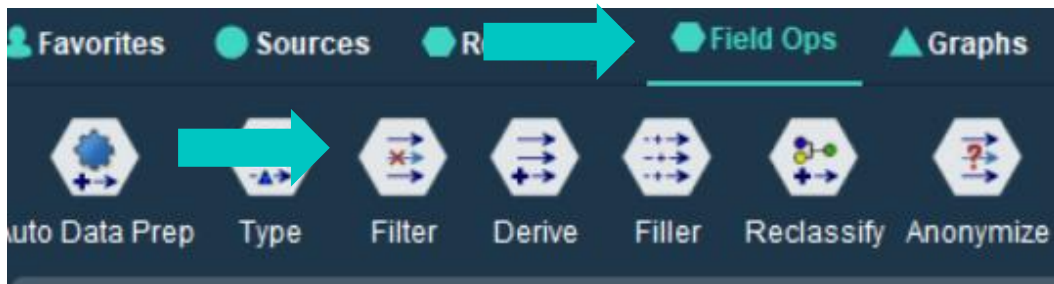


# Filter and Rename Fields

Tech Tips - IBM SPSS Modeler

# Tech Tips – Filter and Rename Fields

- Here’s a quick tip to filter and rename fields in IBM SPSS Modeler.
- The **Filter** node allows users to quickly filter fields and rename them at the same time.
- The Filter node can be found on the **Field Ops** palette.



# Tech Tips – Filter and Rename Fields

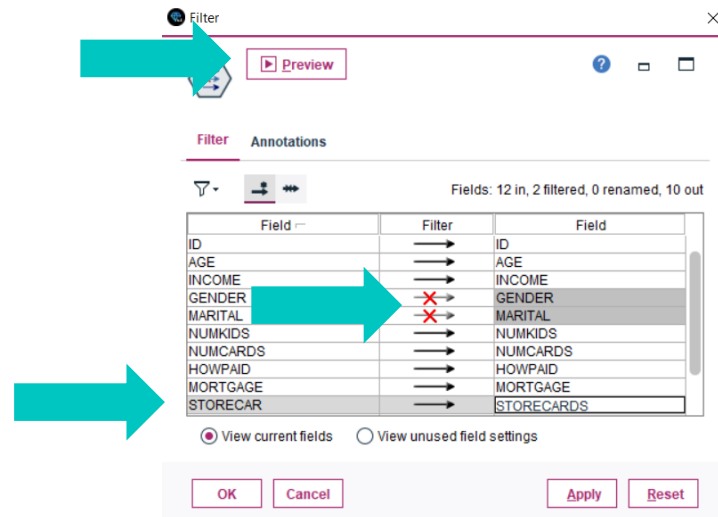
- Let's say we want to filter out the fields 'GENDER' and 'MARITAL' from our data. We also want to rename the field 'STORECAR' to 'STORECARDS'.
- We will go to the **Field Ops** palette and drag the **Filter** node onto the stream canvas. We could also double click on the **Filter** node and it will be placed on the stream canvas. You can connect this node into your stream. Double click on the **Filter** node to open it up.

The first screenshot shows the 'Field Ops' palette with the 'Filter' node highlighted. The second screenshot shows the 'Filter' node added to a stream canvas between a 'Sample Initial View' node and an 'RISK' node. The third screenshot shows the 'Filter' dialog box with a table of field settings.

Field	Filter	Field
ID	→	ID
AGE	→	AGE
INCOME	→	INCOME
GENDER	→	GENDER
MARITAL	→	MARITAL
NUMKIDS	→	NUMKIDS
NUMCARDS	→	NUMCARDS
HOWPAID	→	HOWPAID
MORTGAGE	→	MORTGAGE
STORECAR	→	STORECAR

# Tech Tips – Filter and Rename Fields

- With the **Filter** node open, click on the arrows to deselect fields 'GENDER' and 'MARITAL'. A red X will appear.
- To rename the field 'STORECAR' to 'STORECARDS' click in the cell to the right and type in the field name 'STORECARDS'. The **Filter** node shows that 'STORECAR' is now named 'STORECARDS'. Once these changes have been made, select **OK**. This will filter the selected fields and change the field name for 'STORECAR' to 'STORECARDS'. You can also preview your data by clicking the **Preview** data.



Preview from Filter Node (10 fields, 10 records) #2

	ID	AGE	INCOME	NUMKIDS	NUMCARDS	HOWPAID	MORTGAGE	STORECARDS	LOANS	RISK
1	100756	44	59944	1	2	monthly	y	2	0	good risk
2	100668	35	59692	1	1	monthly	y	1	0	bad loss
3	100416	34	59463	0	2	monthly	y	1	1	bad loss
4	100590	39	59393	0	2	monthly	y	1	0	good risk
5	100702	42	59201	0	1	monthly	y	2	0	good risk
6	100319	31	59193	1	2	monthly	y	1	1	good risk
7	100666	28	59179	1	1	monthly	y	2	1	bad loss
8	100389	30	59036	1	1	monthly	y	2	1	good risk
9	100758	38	58914	0	1	monthly	y	1	1	bad profit
10	100695	36	58878	1	1	monthly	y	1	0	bad profit

OK

# Thank You

For more information  
please visit [spssanalyticspartner.com](https://spssanalyticspartner.com)