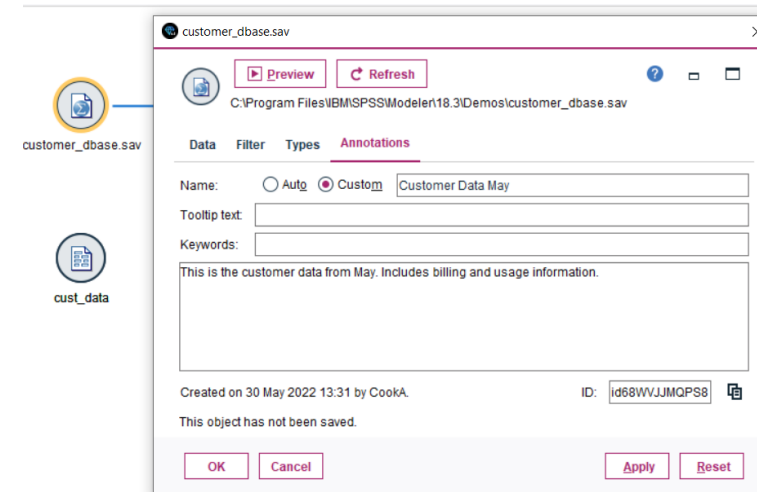
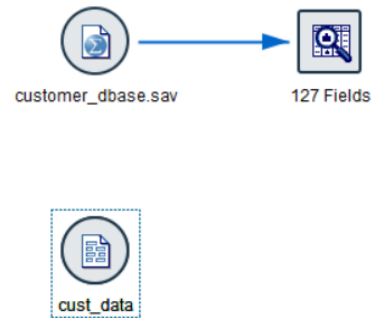


Annotating Nodes

Tech Tips - IBM SPSS Modeler

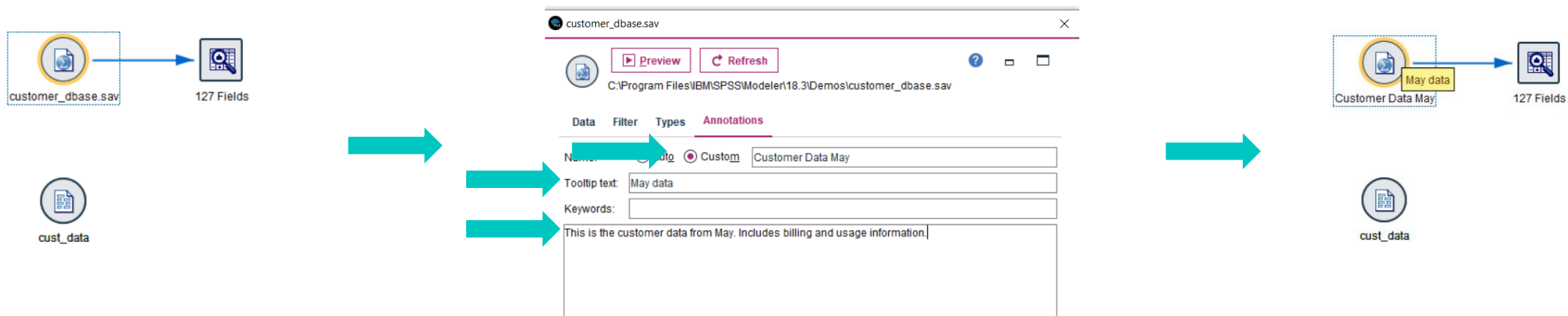
Tech Tips – Annotating Nodes

- Here’s a quick tip to annotate nodes in IBM SPSS Modeler.
- Nodes can be annotated to provide additional information and clarity.



Tech Tips – Annotating Nodes

- We have two data files that contain customer data. One file is from May and another is from June. We want to annotate these files to provide more detail and clarity as the data file names don't tell us much.
- We will double click on the data from May so that we can annotate it. Double click to open your source data node and click on the **Annotations** tab. Click on the **Custom** button and enter 'Customer Data May'. In the **Tooltip text** box enter 'May data'. In the box below you can enter notes. Now the node indicates the month the data represents.





Thank You

For more information
please visit spssanalyticspartner.com