


Quick Export

Tech Tips - IBM SPSS Statistics

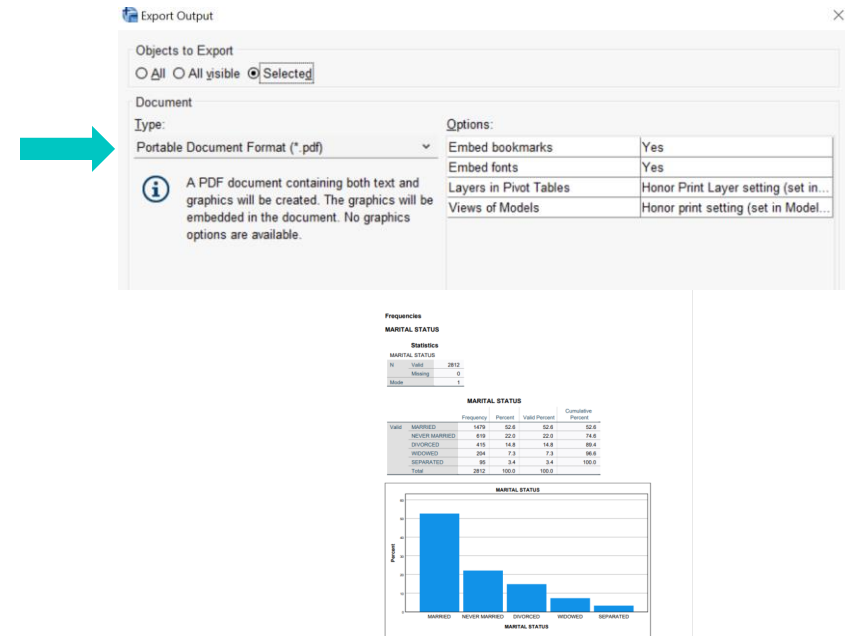
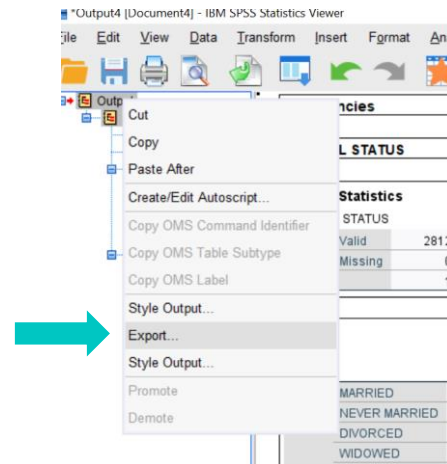
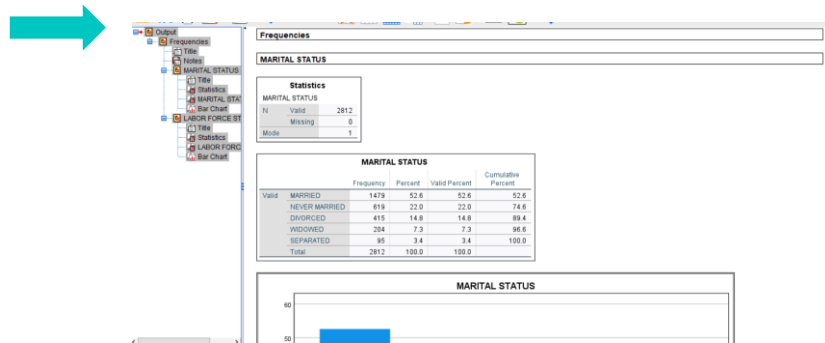
Tech Tips – Quick Export

- **Did you know that there is an easy way to export tables and graphs when working in Statistics?**
- Users can quickly export output to documents such as Word and pdf. Exporting output is useful when users want to send analysis results to a person or organisation that does not have Statistics.



Tech Tips – Quick Export

- In this example, we will send some output as a pdf file. In your output, click on the top-level **Output** so that all output is highlighted.
- Right click on the highlighted output and select **Export**. Select export to a pdf and name the document. You will also need to select the location where you want to export the output using the **File Name** box. Click **OK** so that your pdf output is created.





Thank You

For more information
please visit spssanalyticspartner.com