

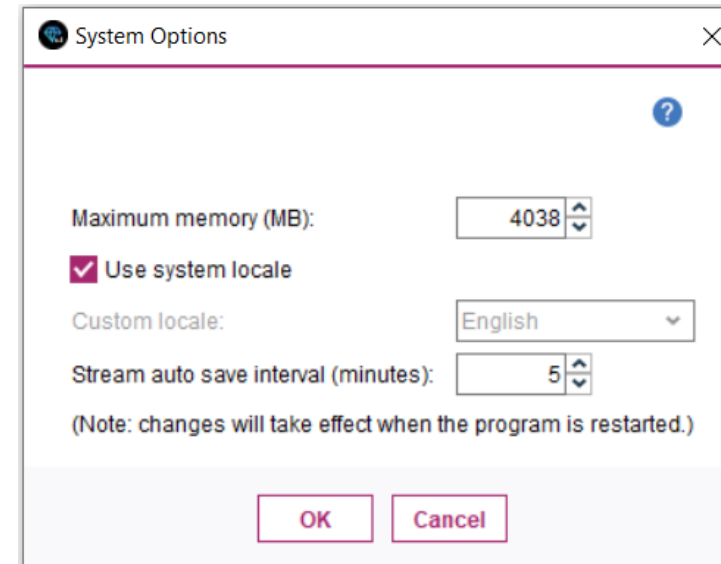
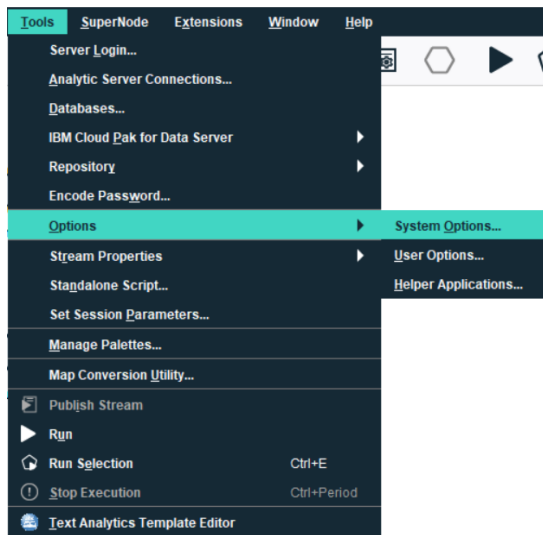


Setting System Options

Tech Tips - IBM SPSS Modeler

Tech Tips – Setting System Options

- Here’s some tips quick tip to set **System Options** in IBM SPSS Modeler.
- Setting system options allows users to set memory limits, system locale, and the auto save interval.
- To set **System Options**, go to the **Tools** menu and select **Options** and **System Options**.



Tech Tips – Setting System Options

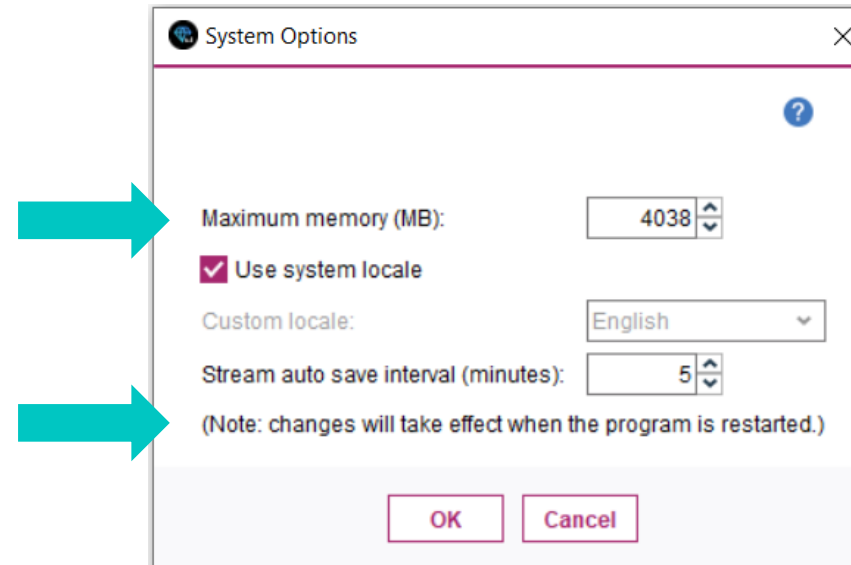
- **Maximum memory.** Select to impose a limit in megabytes on IBM SPSS Modeler's memory usage. Reading large amounts of data or a very large model can lead to a memory error. Users can increase the memory. The recommended increase is 4096Mb. Users can change the memory, shut down Modeler and start it from a command line to ensure maximum amount of data.

```
C:\Program Files\IBM\SPSS\Modeler\18.3.0\bin\modelerclient.exe" -J-Xss4096M
```

- The maximum memory threshold you can specify is 58368Mb due a Java constraint.

Tech Tips – Setting System Options

- Users can set **Use system locale**. English is the default setting. Deselect to change. To set the **Stream auto save interval (minutes)** simply put in the time for saving streams automatically.



Encrypt Your Stream

Tech Tips - IBM SPSS Modeler